

# DIRECTORATE OF EDUCATION

GNCT OF DELHI

CBSE RESULT 2018

ANALYSIS OF CLASS-X

PERFORMANCE

# CBSE Class-X 2018 and 2017

## At a Glance

<b>Year</b>	<b>Govt.</b>	<b>RPVV</b>
<b>2018</b>	<b>68.90</b>	<b>98.98</b>
<b>2017</b>	<b>92.44</b>	<b>99.68</b>
<b>Diff.</b>	<b>-23.54</b>	<b>-0.7</b>

# CBSE Class X 2018

## Overall Government Schools Result

<b>Year</b>	<b>APP</b>	<b>PASS</b>	<b>PP%</b>
<b>2018</b>	<b>136663</b>	<b>94160</b>	<b>68.90</b>
<b>2017</b>	<b>155263</b>	<b>143525</b>	<b>92.44</b>
<b>Difference</b>	<b>-18600</b>	<b>-49365</b>	<b>-23.54</b>

# Class X Result 2018 : Subjectwise

<b>SUBJECT</b>	<b>APP</b>	<b>PASS</b>	<b>PP</b>	<b>QI</b>
<b>ENGLISH</b>	<b>136639</b>	<b>133020</b>	<b>97.35</b>	<b>54.72</b>
<b>HINDI</b>	<b>136431</b>	<b>133881</b>	<b>98.13</b>	<b>59.81</b>
<b>MATH</b>	<b>136635</b>	<b>102955</b>	<b>75.35</b>	<b>40.82</b>
<b>SCIENCE</b>	<b>136638</b>	<b>108149</b>	<b>79.15</b>	<b>38.96</b>
<b>SST</b>	<b>136663</b>	<b>126566</b>	<b>92.61</b>	<b>50.15</b>
<b>SANSKRIT</b>	<b>123421</b>	<b>122215</b>	<b>99.02</b>	<b>57.92</b>
<b>URDU</b>	<b>2163</b>	<b>2147</b>	<b>99.26</b>	<b>64.05</b>
<b>PUNJABI</b>	<b>2967</b>	<b>2947</b>	<b>99.33</b>	<b>67.40</b>

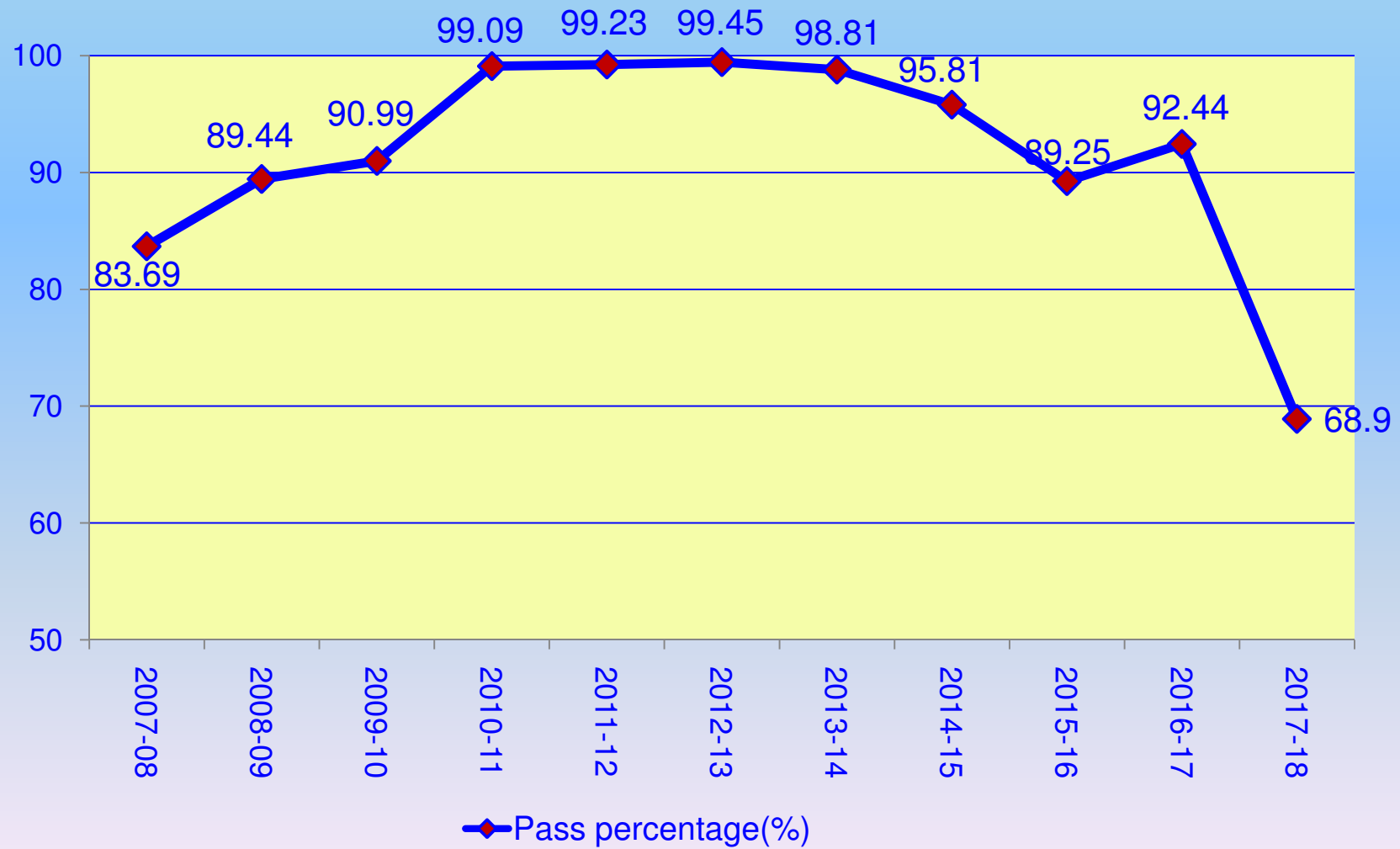
# Performance (2017-2018)

This year result has decreased by 23.54% from 92.44% in 2016-17 to 68.90% in 2017-18.

## **CBSE Result of Class-X for the Last 10 Years**

<b>Year</b>	<b>No. of students appeared</b>	<b>Pass percentage (%)</b>
<b>2009</b>	<b>116054</b>	<b>89.44</b>
<b>2010</b>	<b>132020</b>	<b>90.99</b>
<b>2011</b>	<b>175023</b>	<b>99.09</b>
<b>2012</b>	<b>228415</b>	<b>99.23</b>
<b>2013</b>	<b>197934</b>	<b>99.46</b>
<b>2014</b>	<b>180203</b>	<b>98.81</b>
<b>2015</b>	<b>140086</b>	<b>95.81</b>
<b>2016</b>	<b>140638</b>	<b>89.25</b>
<b>2017</b>	<b>155263</b>	<b>92.44</b>
<b>2018</b>	<b>136663</b>	<b>68.90</b>

# An overall view of Class X 2017 Result (Govt. Schools) in Comparison to Previous Results



# CBSE CLASS X RESULT 2018

Pass Percentage

68.90%

Appeared Candidates

136663



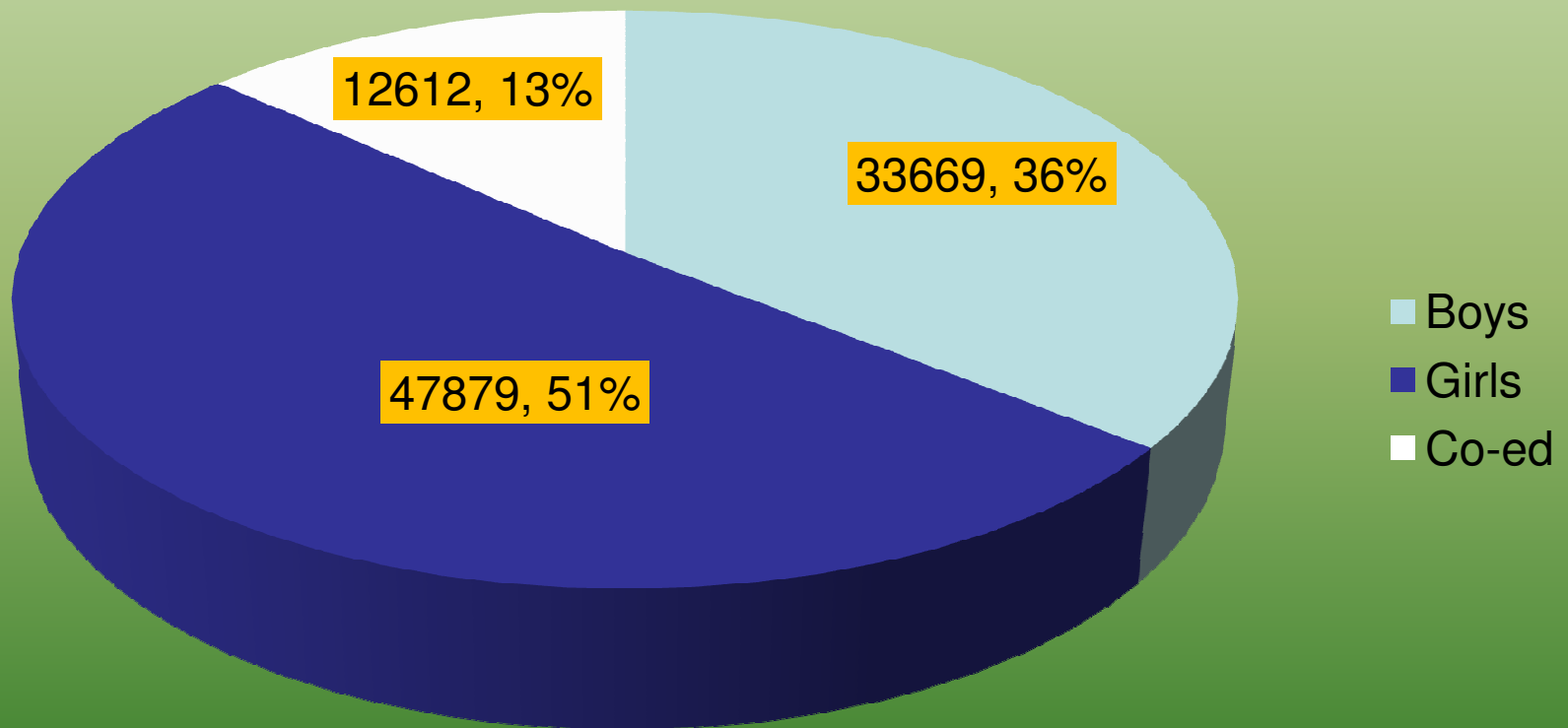
## Number of Students Qualifying Class-X

• 2010	-	120120
• 2011	-	173429
• 2012	-	226652
• 2013	-	196858
• 2014	-	178067
• 2015	-	134223
• 2016	-	125526
• 2017	-	143525
• 2018	-	94160

## School Gender wise Performance CBSE Class X 2018

<b>Gender</b>	<b>APP</b>	<b>Pass</b>	<b>PP</b>	<b>Average Q.I.</b>
<b>Boys</b>	51511	33669	65.36	235.58
<b>Girls</b>	69316	47879	69.07	250.38
<b>Co-ed</b>	15836	12612	79.64	266.82
<b>Total</b>	<b>136663</b>	<b>94160</b>	<b>68.90</b>	<b>246.71</b>

## Gender wise Pass % (School)



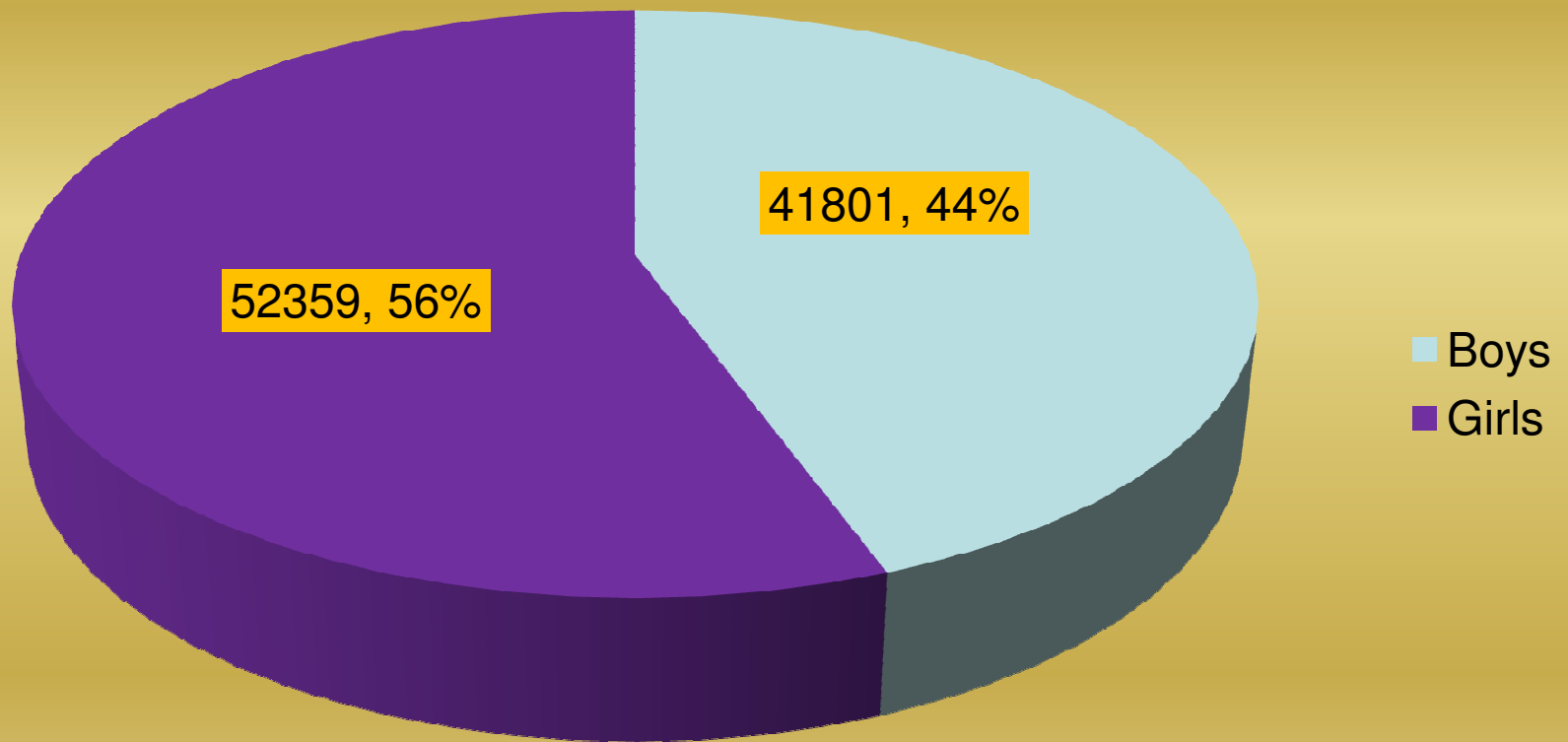
## Gender-Wise Comparison with 2017

Year	Boys Schools	Girls Schools	Co-ed. Schools
	PP	PP	PP
2018	65.36	69.07	79.64
2017	89.19	94.84	93.58
<b>Diff.</b>	<b>-23.83</b>	<b>-25.77</b>	<b>-13.94</b>

# Student Gender wise Performance CBSE Class X 2018

Gender	APP	Pass	PP	Average Q.I.
Boys	61547	41801	67.92	240.60
Girls	75116	52359	69.70	251.71
Total	136663	94160	68.90	246.71

## Gender-wise Pass% (Student)



# Shift wise Performance CBSE Class X 2018

Shift	App	Pass	PP	Average Q.I.
Morning & General	94059	67168	71.41	252.92
Evening	42604	26992	63.36	233.00
<b>Total</b>	<b>136663</b>	<b>94160</b>	<b>68.90</b>	<b>246.71</b>

# GOVERNMENT SCHOOLS - 100% RESULT

<b>Year</b>	<b>No. of Schools</b>
<b>2018</b>	<b>48</b>
<b>2017</b>	<b>282</b>
<b>2016</b>	<b>289</b>
<b>2015</b>	<b>271</b>
<b>2014</b>	<b>418</b>
<b>2013</b>	<b>597</b>
<b>2012</b>	<b>400</b>
<b>2011</b>	<b>326</b>
<b>2010</b>	<b>166</b>



# Class – X 2018

## No. of Schools with Qualifying Percentage Range Comparison Between 2017 & 2016

YEAR	100%	>/=90% & <100%	>/=80% & <90%	>/=70% & <80%	>/=60% & <70%	<60%	TOTAL
2018	48	188	183	174	121	276	990
2017	282	452	159	65	20	15	993
<b>Diff.</b>	<b>-234</b>	<b>-264</b>	<b>24</b>	<b>109</b>	<b>101</b>	<b>261</b>	<b>-3</b>

# CBSE Class - X 2018

## Schools with less than 50 % Result

Year	No. of Schools
<b>2018</b>	<b>151</b>
2017	7
2016	19
2015	2
2014	0
2013	0
2012	0
2011	0
2010	3

## District Wise Result of CBSE Class X 2018

DISTT.	APP	PASS	PP	Average Q.I.	Rank on PP	Rank on Avg. Q.I.
South West B	8560	7296	85.23	269.24	1	1
West B	13106	10704	81.67	263.67	4	2
West A	5526	4534	82.05	261.81	3	3
South West A	3376	2792	82.70	259.83	2	4
North	6011	4355	72.45	257.59	7	5
East	14248	10300	72.29	255.98	8	6
New Delhi	168	124	73.81	253.58	5	7
South	8469	6022	71.11	251.81	9	8
Central	1556	1147	73.71	247.57	6	9
North West B	16720	11244	67.25	243.18	10	10
North West A	14139	9287	65.68	238.90	11	11
South East	15726	9871	62.77	238.34	12	12
North East	29058	16484	56.73	230.00	13	13
Grand Total	136663	94160	68.9	246.71		

## **CBSE Class X District wise Result Comparison 2017 & 2018**

Distid	District	App	Pass	PP		Deviation
				2018	2017	
10	East	14248	10300	72.29	93.15	-20.86
11	North East	29058	16484	56.73	90.39	-33.66
12	North	6011	4355	72.45	92.63	-20.18
13	North West A	14139	9287	65.68	91.16	-25.48
14	North West B	16720	11244	67.25	92.65	-25.4
15	West A	5526	4534	82.05	95.21	13.16
16	West B	13106	10704	81.67	93.81	-12.14
17	South West A	3376	2792	82.7	92.95	-10.25
18	South West B	8560	7296	85.23	95.96	-10.73
19	South	8469	6022	71.11	89.5	-18.39
20	New Delhi	168	124	73.81	87.19	-13.38
21	Central	1556	1147	73.71	93.7	-19.99
22	South East	15726	9871	62.77	93.68	-30.91
	<b>Grand Total</b>	<b>6663</b>	<b>94160</b>	<b>68.9</b>	<b>92.44</b>	<b>-23.54</b>

## District Wise : CLASS X MARKS SECURED BY STUDENTS

DISTT	.>=90%	.>=75%<90%	.>=60%<75%	.>=50%<60%	.>=45% <50%	.< 45%	total
Central	4	51	244	394	283	580	1556
East	57	829	2483	3581	2313	4985	14248
New Delhi		8	25	51	22	62	168
North	47	442	1064	1406	892	2160	6011
North East	81	1022	3270	5441	4175	15069	29058
North West A	27	609	1968	2951	2075	6509	14139
North West B	61	802	2473	3489	2520	7375	16720
South	32	411	1385	2067	1438	3136	8469
South East	30	571	2027	3412	2544	7142	15726
South West A	10	175	573	939	658	1021	3376
South West B	63	638	1758	2305	1526	2270	8560
West A	11	303	1065	1597	986	1564	5526
West B	65	866	2617	3348	2280	3930	13106
<b>Grand Total</b>	<b>488</b>	<b>6727</b>	<b>20952</b>	<b>30981</b>	<b>21712</b>	<b>55803</b>	<b>136663</b>

## CBSE Class – X 2018

### Number of Schools with Change in Pass Percentage

<b>Year</b>	<b>Increased</b>	<b>Decreased</b>	<b>No change</b>	<b>First Time</b>	<b>Total</b>
<b>2018</b>	126	833	27	4	990
<b>2017</b>	464	362	158	9	993

## Zone wise Result of CBSE Class X 2018

Zone	APP	Pass	PP	Average Q.I.	Rank on PP	Rank on Avg Q.I.
01	2530	1923	76.01	263.35	11	5
02	9162	6488	70.81	253.62	22	17
03	2556	1889	73.90	257.15	16	11
04	14578	8212	56.33	229.12	28	28
05	5675	3481	61.34	235.26	24	25
06	8805	4791	54.41	228.07	29	29
07	4910	3519	71.67	256.81	21	13
08	1101	836	75.93	261.02	12	8
09	7345	4174	56.83	229.20	27	27
10	6794	5113	75.26	249.39	15	21
11	3294	2601	78.96	254.09	10	15
12	8531	4939	57.89	230.96	26	26
13	4895	3704	75.67	257.13	13	12
14	1809	1508	83.36	269.67	4	2
15	1701	1395	82.01	260.36	6	9

## Zone wise Result of CBSE Class X 2018

Zone	APP	Pass	PP	Average Q.I.	Rank on PP	Rank on Avg Q.I.
16	2016	1631	80.90	255.97	7	14
17	6609	5493	83.11	264.95	5	4
18	6497	5211	80.21	262.37	9	6
19	953	840	88.14	262.36	1	7
20	2423	1952	80.56	258.83	8	10
21	5465	4658	85.23	269.74	3	1
22	3095	2638	85.23	268.36	2	3
23	3679	2716	73.82	253.94	17	16
24	4790	3306	69.02	250.18	23	20
25	2818	2030	72.04	251.40	19	19
26	168	124	73.81	253.58	18	18
27	861	648	75.26	248.62	14	22
28	695	499	71.80	246.27	20	23
29	12908	7841	60.75	235.49	25	24
<b>Total</b>	<b>136663</b>	<b>94160</b>	<b>68.90</b>	<b>246.71</b>		



## CBSE Class X Zone wise Result Comparison 2017 & 2018

Zone	Appeared	Pass	PP in 2018	PP in 2017	Deviation
1	2530	1923	76.01	92.66	-16.65
2	9162	6488	70.81	92.63	-21.82
3	2556	1889	73.9	95.51	-21.61
4	14578	8212	56.33	90.21	-33.88
5	5675	3481	61.34	92.95	-31.61
6	8805	4791	54.41	89.01	-34.6
7	4910	3519	71.67	92.43	-20.76
8	1101	836	75.93	93.43	-17.5
9	7345	4174	56.83	89.83	-33
10	6794	5113	75.26	92.64	-17.38
11	3294	2601	78.96	92.53	-13.57
12	8531	4939	57.89	90.86	-32.97
13	4895	3704	75.67	95.9	-20.23
14	1809	1508	83.36	95.11	-11.75
15	1701	1395	82.01	92.35	-10.34

## CBSE Class X Zone wise Result Comparison 2017 & 2018

Zone	Appeared	Pass	PP in 2018	PP in 2017	Deviation
16	2016	1631	80.9	97.9	-17
17	6609	5493	83.11	92.67	-9.56
18	6497	5211	80.21	94.94	-14.73
19	953	840	88.14	91.36	-3.22
20	2423	1952	80.56	93.73	-13.17
21	5465	4658	85.23	95.09	-9.86
22	3095	2638	85.23	97.4	-12.17
23	3679	2716	73.82	89.81	-15.99
24	4790	3306	69.02	89.22	-20.2
25	2818	2030	72.04	95.66	-23.62
26	168	124	73.81	87.19	-13.38
27	861	648	75.26	94.92	-19.66
28	695	499	71.8	92.23	-20.43
29	12908	7841	60.75	93.22	-32.47
<b>G. Total</b>	<b>136663</b>	<b>94160</b>	<b>68.9</b>	<b>92.44</b>	<b>-23.54</b>

## Zonewise : CLASS X MARKS SECURED BY STUDENTS

Zone	>=90%	>=75%<90%	>=60%<75%	>=50%<60%	>=45% <50%	< 45%	Total
1	22	196	458	649	410	795	2530
2	26	468	1555	2336	1502	3275	9162
3	9	165	470	596	401	915	2556
4	43	542	1630	2671	2001	7691	14578
5	9	197	671	1168	910	2720	5675
6	29	283	969	1602	1264	4658	8805
7	40	355	872	1139	716	1788	4910
8	7	87	192	267	176	372	1101
9	19	291	858	1307	992	3878	7345
10	8	318	1110	1644	1083	2631	6794
11	13	167	568	775	563	1208	3294
12	21	309	1045	1538	1153	4465	8531
13	27	326	860	1176	804	1702	4895
14	6	148	378	518	301	458	1809
15	4	82	328	476	324	487	1701

## Zonewise : CLASS X MARKS SECURED BY STUDENTS

Zone	>=90%	>=75%<90%	>=60%<75%	>=50%<60%	>=45% <50%	< 45%	Total
16	1	73	359	603	361	619	2016
17	37	461	1340	1668	1169	1934	6609
18	28	405	1277	1680	1111	1996	6497
19	5	47	159	267	202	273	953
20	5	128	414	672	456	748	2423
21	56	434	1082	1479	951	1463	5465
22	7	204	676	826	575	807	3095
23	9	183	607	933	651	1296	3679
24	23	228	778	1134	787	1840	4790
25	10	141	417	722	517	1011	2818
26		8	25	51	22	62	168
27	2	20	129	250	154	306	861
28	2	31	115	144	129	274	695
29	20	430	1610	2690	2027	6131	12908
<b>Grand Total</b>	<b>488</b>	<b>6727</b>	<b>20952</b>	<b>30981</b>	<b>21712</b>	<b>55803</b>	<b>136663</b>

# Topper Students of Govt. Schools Class X 2018

S. No	Name of Student	Roll No.	Name of School	Sch ID	Marks
1.	Divya Raghuvanshi	8628964	RPVV Yamuna Vihar	1104149	490
2.	Ekta	8747067	RPVV Sec-10 Dwarka	1821137	489
3.	Harshita Rao	8747113	RPVV Sec-10 Dwarka	1821137	486
4.	Pooja Jha	8611441	GGSSS New Kondli	1002186	486

## RPVV CBSE Class X Result 2018

Sr No.	ID	School Name	App	Pass	PP	Average Q.I.
1	1821137	Dwarka Sector-10, RPVV	104	104	100.00	433.54
2	1413076	Rohini, Sector 11-RPVV	99	99	100.00	391.77
3	1106252	Nand Nagri, Block D-RPVV	104	104	100.00	385.48
4	1003261	Gandhi Nagar-RPVV	66	66	100.00	385.39
5	1104149	Yamuna Vihar, Block B-RPVV	97	97	100.00	382.36
6	1309124	Shalimar Bagh, Block BT-RPVV	99	96	96.97	381.49
7	1208092	Kishan Ganj-RPVV	104	104	100.00	372.67
8	1001104	Surajmal Vihar-RPVV	105	105	100.00	370.30
9	1617009	Paschim Vihar, A 6-RPVV	102	102	100.00	369.49
10	1310409	Narela, A-10 Pocket-5, RPVV	95	95	100.00	367.23
11	1207113	Civil Lines, RPVV	85	85	100.00	361.56
12	1720031	Vasant Kunj, B1-RPVV	65	64	98.46	354.69
13	1925334	Lajpat Nagar-RPVV	92	91	98.91	350.42
14	1207108	Raj Niwas Marg, RPVV	103	101	98.06	349.16
15	1514023	Hari Nagar, Block BE-RPVV	95	95	100.00	335.42
16	2128031	Karol Bagh, Link Road, Plot No.1-RPVV	69	68	98.55	335.32
17	1924038	Lodhi Road, Tyagraj Nagar-RPVV	85	77	90.59	298.07

## SUBJECT-WISE TOPPER : CLASS X 2018

S. NO	Name of Student	Subject	Marks Obtained	School ID	School Name
1	POOJA JHA	HINDI COURSE-A	100	1002186	New Kondli-GGSSS
2	PRIYANSHI ARORA	HINDI COURSE-A	100	1514014	Tilak Nagar, No.1-GGSSS
3	KHUSHI VERMA	HINDI COURSE-A	100	1003261	Gandhi Nagar-RPVV
4	NAEEM	URDU COURSE-A	98	1925052	Joga Bai-GBSSS
5	EKTA	MATHEMATICS	100	1821137	Dwarka Sector-10, RPVV
6	VIJAY LUXMI MADDHESHIYA	MATHEMATICS	100	1720031	Vasant Kunj, B1-RPVV
7	MONEY YADAV	MATHEMATICS	100	1617013	Nangloi, Sultanpuri Road-SKV
8	DIMPLE AHUJA	MATHEMATICS	100	1001018	Bhola Nath Nagar, No.1-SKV
9	SHAILESH	MATHEMATICS	100	1208092	Kishan Ganj-RPVV
10	AYUSHI PRIYA	MATHEMATICS	100	1821137	Dwarka Sector-10, RPVV
11	KRITI KAMAL	MATHEMATICS	100	1001104	Surajmal Vihar-RPVV
12	LAKSHITA	MATHEMATICS	100	1104027	Yamuna Vihar, Block B, No.2-GGSSS
13	ANKIT	MATHEMATICS	100	1002014	New Kondli-GBSSS
14	SIMMI	MATHEMATICS	100	1208092	Kishan Ganj-RPVV
15	SANIDHYA S JOHRI	MATHEMATICS	100	1001104	Surajmal Vihar-RPVV
16	VISHAL	MATHEMATICS	100	1618002	Vikas Puri,Block A-SBV
17	GAGAN SHARMA	MATHEMATICS	100	1104149	Yamuna Vihar, Block B-RPVV
18	MOHD SADIQ SAIFI	MATHEMATICS	100	1104149	Yamuna Vihar, Block B-RPVV
19	ANUSHKA JAIN	MATHEMATICS	100	1207108	Raj Niwas Marg, RPVV
20	SRIJAN SAURABH JHA	MATHEMATICS	100	1309124	Shalimar Bagh, Block BT-RPVV
21	ASHISH ANGEL	MATHEMATICS	100	1207113	Civil Lines, RPVV
22	VISHAL BANIWAL	MATHEMATICS	100	1821137	Dwarka Sector-10, RPVV
23	SAKSHI KAUSHIK	MATHEMATICS	100	1617021	Nangloi-GGSSS

## SUBJECT-WISE TOPPER : CLASS X 2018

S. NO	Name of Student	Subject	Marks Obtained	School ID	School Name
24	ANKIT TIWARI	MATHEMATICS	100	1412009	Mangolpuri, Block U-GBSSS
25	ABHINAV	MATHEMATICS	100	1310409	Narela, A-10 Pocket-5, RPVV
26	VIVEK PRAJAPATI	MATHEMATICS	100	1925051	Badarpur, No.2-GBSSS
27	GARVIT BATRA	MATHEMATICS	100	1617009	Paschim Vihar, A 6-RPVV
28	CHIRANJEEV SINGH	MATHEMATICS	100	2127001	Rouse Avenue-SBV
29	MANOJ	MATHEMATICS	100	1821137	Dwarka Sector-10, RPVV
30	CHIRAG GUPTA	MATHEMATICS	100	1104009	Yamuna Vihar, Block C, No.1-GBSSS
31	HARSH PANDEY	MATHEMATICS	100	1617009	Paschim Vihar, A 6-RPVV
32	HIMANSHU	MATHEMATICS	100	1104018	Yamuna Vihar, Block C, No.1-SKV
33	ABHISHEK KUMAR	MATHEMATICS	100	1104143	Karawal Nagar-GBSSS
34	DIVYA JAIN	MATHEMATICS	100	1618064	Janakpuri, Block A, No.2-GGSSS
35	ADITYA YADAV	MATHEMATICS	100	1618008	Uttam Nagar-SBV
36	ADITYA KUMAR SHRIVASTAV	MATHEMATICS	100	1618191	Bindapur-G(co-ed)SSS
37	DIVYAM VIJAY	MATHEMATICS	100	1617009	Paschim Vihar, A 6-RPVV
38	DEEPAK KUMAR SINGH	MATHEMATICS	100	1104151	Vijay Park-GBSSS
39	KANISHKA	MATHEMATICS	100	1309124	Shalimar Bagh, Block BT-RPVV
40	SHUBHAM KANOJIA	MATHEMATICS	100	1821029	Dwarka, Sector II-G(Co-ed)SSS
41	SHRADHA TIWARI	MATHEMATICS	100	1309124	Shalimar Bagh, Block BT-RPVV
42	MAHIMA	MATHEMATICS	100	1309032	Shalimar Bagh, Block B(AH)-SKV
43	VARUN	MATHEMATICS	100	1309124	Shalimar Bagh, Block BT-RPVV
44	KIRAN RAUTELA	MATHEMATICS	100	1207036	Burari-SKV
45	NITESH	MATHEMATICS	100	1309124	Shalimar Bagh, Block BT-RPVV
46	VARSHA	MATHEMATICS	100	1309124	Shalimar Bagh, Block BT-RPVV



## SUBJECT-WISE TOPPER : CLASS X 2018

S. NO	Name of Student	Subject	Marks Obtained	School ID	School Name
47	ROHIT	MATHEMATICS	100	1822031	Khera Dabar-G(Co-ed)SSS
48	VINOD SINGH	MATHEMATICS	100	1925334	Lajpat Nagar-RPVV
49	SITAM MAHANTI	MATHEMATICS	100	1309124	Shalimar Bagh, Block BT-RPVV
50	YASH SHARMA	MATHEMATICS	100	1104018	Yamuna Vihar, Block C, No.1-SKV
51	AYUSHI GOYAL	MATHEMATICS	100	1617009	Paschim Vihar, A 6-RPVV
52	KARISHMA GOYAL	MATHEMATICS	100	1413078	Karala-SKV
53	RISHABH KUMAR	MATHEMATICS	100	1207108	Raj Niwas Marg, RPVV
54	PRINCE KUMAR	MATHEMATICS	100	1413004	Rohini, Sector 6-SV
55	PAVNEET KAUR	MATHEMATICS	100	1515022	Rajouri Garden Main-SKV
56	DIVYA RAGHUVANSHI	SCIENCE	100	1104149	Yamuna Vihar, Block B-RPVV
57	DIMPLE AHUJA	SCIENCE	100	1001018	Bhola Nath Nagar, No.1-SKV
58	ABHISHEK KUMAR	SCIENCE	100	1925402	Molar Band, No.2- SBV
59	GAGAN SHARMA	SCIENCE	100	1104149	Yamuna Vihar, Block B-RPVV
60	MOHD EISA	SCIENCE	100	2127001	Rouse Avenue-SBV
61	POOJA JHA	SOCIAL SCIENCE	100	1002186	New Kondli-GGSSS
62	RACHNA	SOCIAL SCIENCE	100	1412027	Pooth Kalan-SKV
63	ASHISH KUMAR SINGH	SOCIAL SCIENCE	100	1001002	Vivek Vihar-SBV
64	TRIPTI PANDEY	SOCIAL SCIENCE	100	1310022	Bhorgarh-G(Co-ed)SSS
65	GARIMA CHAUDHARY	SOCIAL SCIENCE	100	1925037	Molar Band- SKV
66	VANDANA CHAUBEY	SOCIAL SCIENCE	100	1002186	New Kondli-GGSSS
67	PRIYANKA	SOCIAL SCIENCE	100	1105117	New Usmanpur(Gautam Puri)-GGSSS
68	LAKHVEER SINGH	ENGLISH COMM.	48	1105241	Brahmpuri, GBSSS, X- BLOCK
69	DIVYA RAGHUVANSHI	ENGLISH LNG & LIT.	99	1104149	Yamuna Vihar, Block B-RPVV

## SUBJECT-WISE TOPPER : CLASS X 2018

S. NO	Name of Student	Subject	Marks Obtained	School ID	School Name
70	SHILPI	ENGLISH LNG & LIT.	99	1207039	Roop Nagar, No.1-GGSSS
71	ANSHU	ENGLISH LNG & LIT.	99	1720033	Ghitorni-SKV
72	ANNU PRIYA	ENGLISH LNG & LIT.	99	1001104	Surajmal Vihar-RPVV
73	POOJA KUMARI	ENGLISH LNG & LIT.	99	1413067	Prashant Vihar-SKV
74	GUNGUN KUMARI	ENGLISH LNG & LIT.	99	1003034	Gandhi Nagar, No.2-GGSSS
75	KANCHAN	ENGLISH LNG & LIT.	99	1923036	Ishani Govt. SKV, G-BLOCK SAKET
76	SHAILESH	SANSKRIT	100	1208092	Kishan Ganj-RPVV
77	PREETI	SANSKRIT	100	1413002	Rohini, Sector 3-SV
78	SIMMI	SANSKRIT	100	1208092	Kishan Ganj-RPVV
79	RUCHIKA	SANSKRIT	100	1309268	Singhu-G(Co-Ed)SSS
80	NAZ BI	URDU COURSE-B	100	1104022	Khajoori Khas-SKV
81	AKSHA	URDU COURSE-B	100	1104022	Khajoori Khas-SKV
82	SHEEBA	URDU COURSE-B	100	1104022	Khajoori Khas-SKV
83	AKSHA RANI	URDU COURSE-B	100	1104022	Khajoori Khas-SKV
84	NISHA	URDU COURSE-B	100	1925345	Jasola Village, GGSSS
85	SURAIYA FATMA	URDU COURSE-B	100	1104022	Khajoori Khas-SKV
86	URBA BANO	URDU COURSE-A	98	2127031	Lambi Gali- GGSS
87	FATIMA TUZ ZEHRA	URDU COURSE-A	98	2127031	Lambi Gali- GGSS
88	ADEEBA	URDU COURSE-A	98	2127017	Jama Masjid, No.2-SKV
89	MIZBA ARSHAD	URDU COURSE-A	98	2127179	Lal Kuan, Zeenat Mahal, No.2-SKV
90	KISHANDEEP KAUR	PUNJABI	98	1514016	Tilak Nagar, No.3-SKV
91	MOUMITA MAITY	BENGALI	87	1925060	Chitranjan Park-SKV (S.Prasad Mukherjee)
92	DEEPAK SHARMA	HOME SCIENCE	79	1719070	R.K.Puram, Sector-6, Govt. S.(Co-ed) SSS

## Urdu Medium schools CBSE 10th class Result 2018

Sr. No.	School ID	School Name	App	Pass	PP	QI
1	1105008	Jafrabad- SBV	360	207	57.50	221.69
2	1105018	Jafrabad, Zeenat Mahal(Urdu Medium)-SKV	629	528	83.94	250.07
3	1208011	Chandni Chowk-G(Co-ed)SS	31	13	41.94	208.00
4	1208027	Quresh Nagar, GGSSS	11	11	100.00	317.36
5	1208090	Inder Lok-SKV	112	49	43.75	211.97
6	1925002	Noor Nagar- SBV	252	119	47.22	216.45
7	1925035	Noor Nagar-SKV	271	149	54.98	232.88
8	1925049	Joga Bai-GGSSS	221	139	62.90	245.03
9	1925052	Joga Bai-GBSSS	81	45	55.56	234.62
10	2127002	Jama Masjid, No.1(Urdu Medium)-SBV	24	23	95.83	266.63
11	2127003	Darya Ganj, Pataudi House-SBV	57	37	64.91	224.70
12	2127017	Jama Masjid, No.2-SKV	49	45	91.84	283.45
13	2127021	Bulbuli Khana-SKV	92	64	69.57	223.69
14	2127025	Chashma Building(Urdu Medium)-GGSSS	43	41	95.35	265.37
15	2127027	Kalan Mahal-GGSSS	27	26	96.30	259.33
16	2127031	Lambi Gali- GGSS	44	29	65.91	274.07
17	2127179	Lal Kuan, Zeenat Mahal, No.2-SKV	20	20	100.00	329.65
18	2127180	Lal Kuan, No.1-GGSS	13	8	61.54	263.69

## Urdu Medium schools CBSE 10th class Two year Comparison

Sr. No.	School ID	School Name	2017-18				2016-17				Diff. PP
			App	Pass	PP	QI	App	Pass	PP	Avg. CGPA	
1	1105008	Jafrabad- SBV	360	207	57.50	221.69	423	398	94.09	5.72	-36.59
2	1105018	Jafrabad, Zeenat Mahal-SKV	629	528	83.94	250.07	634	634	100.00	6.47	-16.06
3	1208011	Chandni Chowk-G(Co-ed)SS	31	13	41.94	208.00	42	41	97.62	6.81	-55.68
4	1208027	Quresh Nagar, GGSSS	11	11	100.00	317.36	16	16	100.00	6.76	0.00
5	1208090	Inder Lok-SKV	112	49	43.75	211.97	86	85	98.84	5.67	-55.09
6	1925002	Noor Nagar- SBV	252	119	47.22	216.45	244	188	77.05	4.95	-29.83
7	1925035	Noor Nagar-SKV	271	149	54.98	232.88	210	207	98.57	6.41	-43.59
8	1925049	Joga Bai-GGSSS	221	139	62.90	245.03	198	198	100.00	5.80	-37.10
9	1925052	Joga Bai-GBSSS	81	45	55.56	234.62	123	99	80.49	5.06	-24.93
10	2127002	Jama Masjid, No.1-SBV	24	23	95.83	266.63	56	56	100.00	6.35	-4.17
11	2127003	Darya Ganj, Pataudi House-SBV	57	37	64.91	224.70	52	45	86.54	5.16	-21.63
12	2127017	Jama Masjid, No.2-SKV	49	45	91.84	283.45	74	74	100.00	6.42	-8.16
13	2127021	Bulbuli Khana-SKV	92	64	69.57	223.69	73	62	84.93	5.54	-15.37
14	2127025	Chashma Building(Urdu Medium)-GGSSS	43	41	95.35	265.37	46	46	100.00	7.11	-4.65
15	2127027	Kalan Mahal-GGSSS	27	26	96.30	259.33	36	27	75.00	4.85	21.30
16	2127031	Lambi Gali- GGSS	44	29	65.91	274.07	39	38	97.44	7.23	-31.53
17	2127179	Zeenat Mahal, No.2-SKV	20	20	100.00	329.65	68	67	98.53	6.18	1.47
18	2127180	Lal Kuan, No.1-GGSS	13	8	61.54	263.69	12	12	100.00	7.17	-38.46

THANKS