

DIRECTORATE OF EDUCATION
GOVT. OF NCT OF DELHI

CBSE RESULT 2020

RESULT ANALYSIS OF
CLASS-X



CBSE Class X 2020

Overall Government Schools Result

Year	APP	PASS	PP%
2020	153938	127173	82.61
2019	166167	118936	71.58

Performance (2019-2020)

This year result has increased by 11.06% from 71.58% in 2018-19 to 82.61% in 2019-20.

CBSE Class-X 2020 & 2019

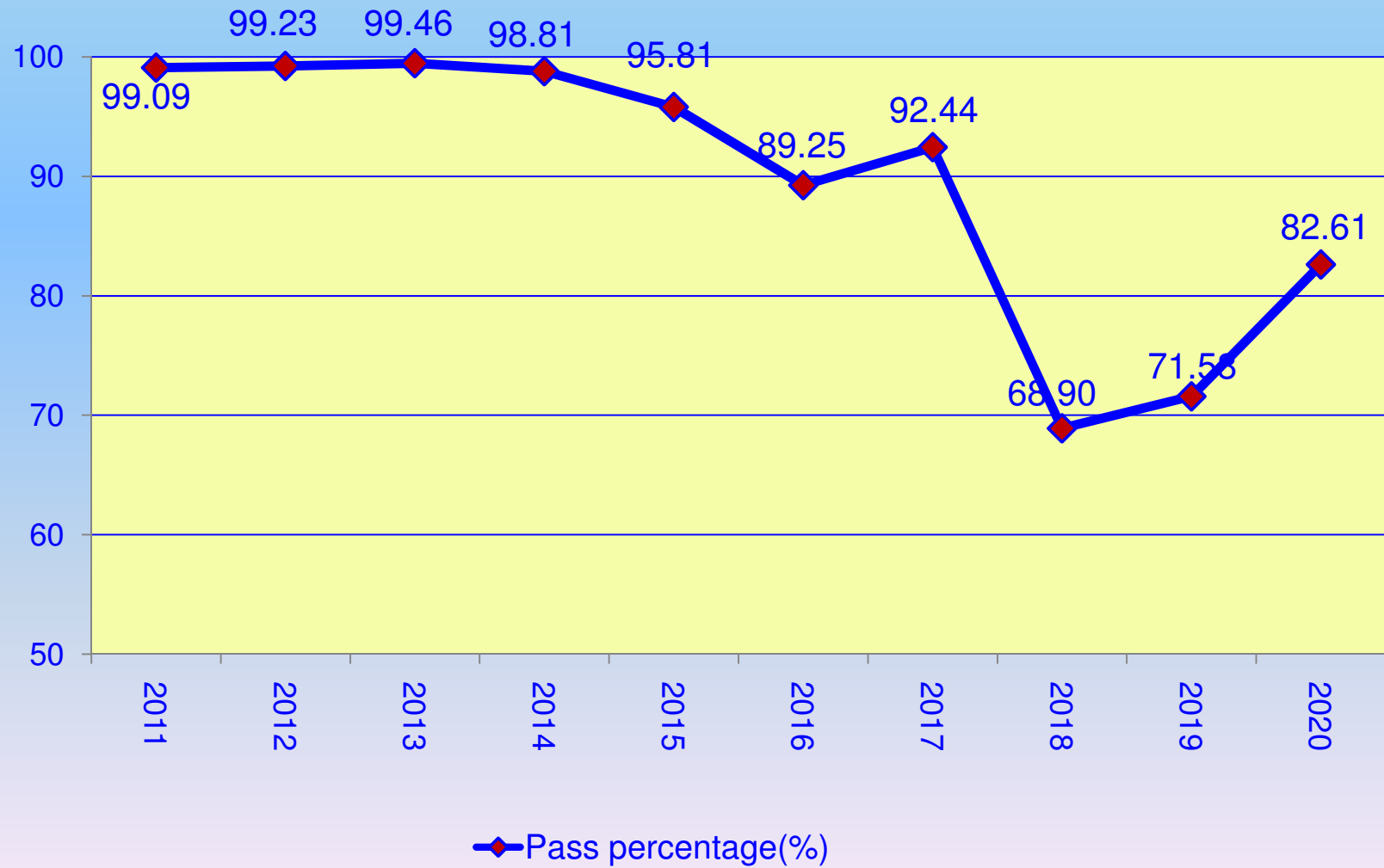
Govt. Schools Result Category Wise

Year	Govt. (Non RPVV & Non SoE)	RPVV	School of Excellence (SoE)
2020	82.61%	99.33%	100%
2019	71.24%	99.06%	-----
Diff.	11.37%	0.27%	-----

CBSE Result of Class-X for the Last 10 Years

Year	No. of Students Appeared	No. of Students Passed	Pass percentage (%)
2020	153938	127173	82.61
2019	166167	118936	71.58
2018	136663	94160	68.9
2017	155263	143525	92.44
2016	140638	125526	89.25
2015	140086	134223	95.81
2014	180203	17806	98.81
2013	197934	196858	99.46
2012	228415	226652	99.23
2011	175023	173429	99.09

An overall view of Class X 2020 Result (Govt. Schools) in Comparison to Previous Results

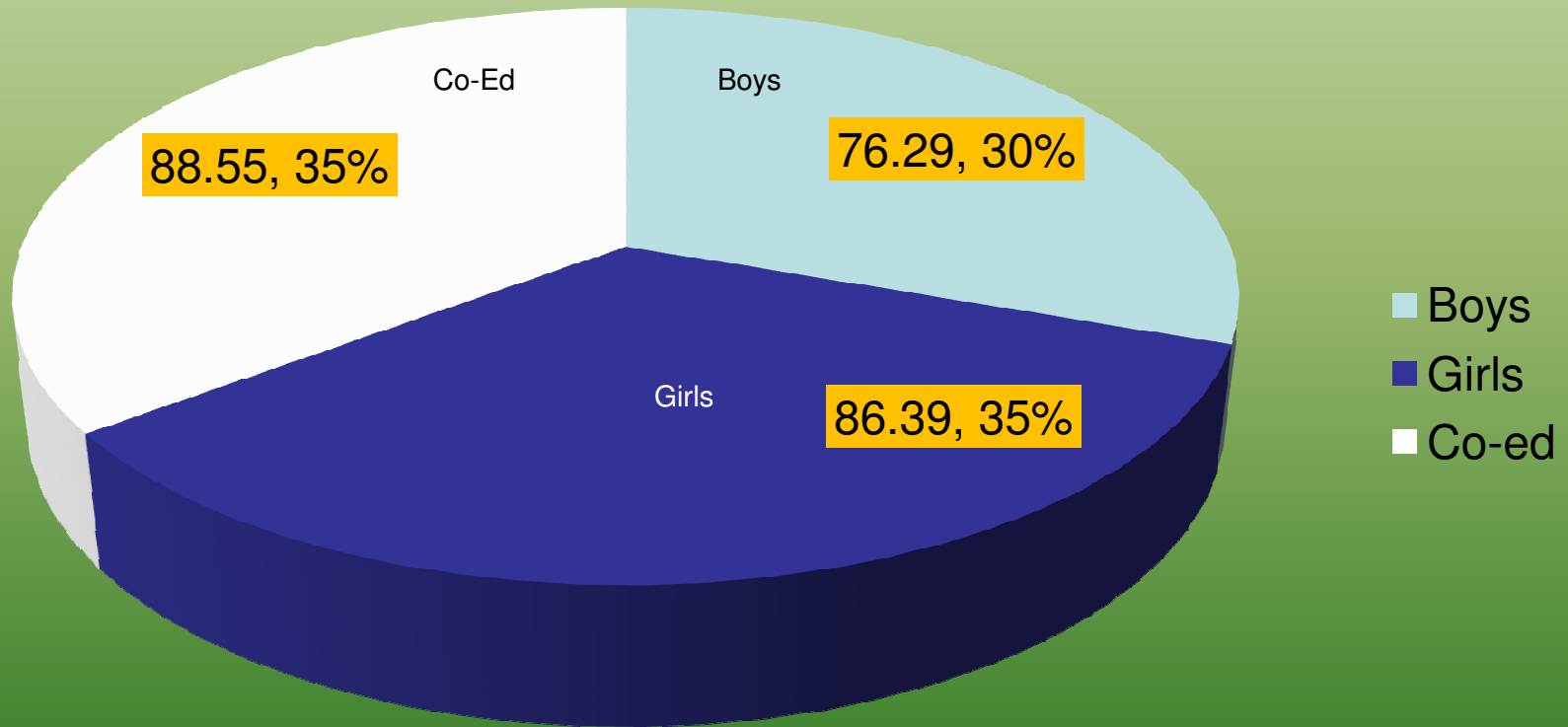


School Gender wise Performance Class X - 2020

Category	App	Pass	Pass %	Q.I.	App	Pass	Pass %	Q.I.	Variation	
	2020				2019				Pass%	Q. I.
Boys (Schools)	61859	47192	76.29	250.3	64600	42692	66.09	244.76	(+)10.20	(+)5.54
Girls (Schools)	71857	62074	86.39	273.14	81097	59773	73.71	266.75	(+)12.68	(+)6.39
Co-Ed. (Schools)	20222	17907	88.55	283.38	20470	16471	80.46	278.09	(+)8.09	(+)5.29
Total	153938	127173	82.61%	265.31	166167	118936	71.58	259.6	(+)11.03	(+)5.71

Chart Representation of School Gender wise Performance Class X - 2020

Gender wise Pass % (School)



CBSE Result 2019 – 20 Class - X

School Gender-Wise Comparison with 2019

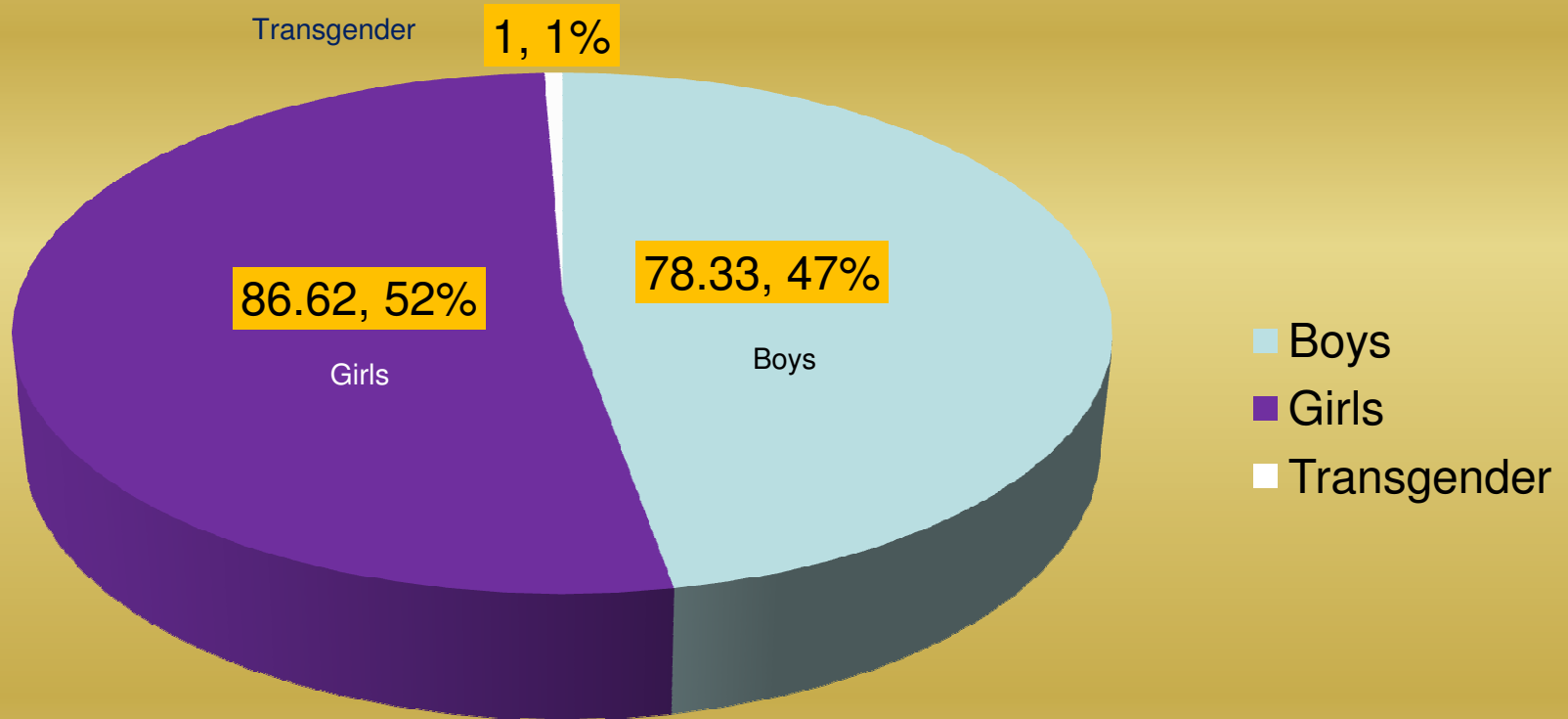
Year	Boys Schools	Girls Schools	Co-ed. Schools
	Pass%	Pass%	Pass%
2020	76.29	86.39	88.55
2019	66.09	73.71	80.46
Diff.	(+)10.20	(+)12.68	(+)8.09

Student Gender wise Performance Class X - 2020

Category	App	Pass	Pass %	Q.I.	App	Pass	Pass %	Q.I.	Variation	
	2020				2019				Pass%	Q.I.
Boys	74387	58268	78.33	255.4	78054	53474	68.51	250	(+)9.82	(+)5.47
Girls	79550	68904	86.62	274.6	88112	65461	74.29	268.1	(+)12.33	(+)6.42
Transgender	1	1	100	234	1	1	100	434	0	(-)200
Total	153938	127173	82.61	265.3	166167	118936	71.58	259.6	(+)11.03	(+)5.71

CBSE Result 2019 – 20 Class - X

Gender-wise Pass% (Student)



Shift Wise Performance of Schools – 2020

Class X - 2020

Category	App	Pass	Pass %	Q. I.	App	Pass	Pass %	Q. I.	Variation	
	2020				2019				Pass%	Q. I.
Morning & General	103001	89369	86.76	274.06	113820	85209	74.86	267.96	(+)11.9	(+)6.1
Evening	50937	37804	74.22	247.6	52347	33727	64.43	242.49	(+)9.79	(+)5.11
Total	153938	127173	82.61	265.31	166167	118936	71.58	259.6	(+)11.03	(+)5.71

No. of Govt. Schools having 100% RESULT

Year	No. of Schools
2020	147
2019	60
2018	48
2017	282
2016	289
2015	271
2014	418
2013	597
2012	400
2011	326

Result Analysis of
Rajkiya Pratibha Vikas Vidyalayas
(RPVVs)

Class – X

Session – 2019-20

CBSE Class X 2020

RPVV Schools Result			
Year	Appeared	Passed	Pass%
2020	2245	2230	99.33
2019	2032	2013	99.06
Difference	(+)213	(+)217	(+)0.27

Result of RPVVs -2020 Class – X (Q. I. Wise)

S. No.	School ID	School Name	App	Passed	Pass%	QI	Rank on QI
1	1821137	Dwarka Sector-10, RPVV	104	104	100.00	426.17	1
2	1821285	Dwarka, Sec-19- RPVV	105	105	100.00	412.09	2
3	1106252	Nand Nagri, Block D-RPVV	105	105	100.00	402.89	3
4	1104149	Yamuna Vihar, Block B-RPVV	104	104	100.00	402.42	4
5	1821286	Dwarka, Sec-5- RPVV	105	105	100.00	401.63	5
6	1413076	Rohini, Sector 11-RPVV	104	104	100.00	399.72	6
7	1105248	Gautam Puri- RPVV	70	69	98.57	396.36	7
8	1412291	Rohini, Phase-II, Sec-21- RPVV	99	99	100.00	395.40	8
9	1001104	Surajmal Vihar-RPVV	103	103	100.00	395.31	9
10	1309124	Shalimar Bagh, Block BT-RPVV	104	104	100.00	392.88	10
11	2128031	Karol Bagh, Link Road, Plot No. 1- RPVV	105	105	100.00	392.30	11
12	1002399	I. P. Extension, Near Mayo College- RPVV	104	104	100.00	392.24	12
13	1617009	Paschim Vihar, A 6-RPVV	102	101	99.02	380.26	13
14	1003261	Gandhi Nagar-RPVV	96	96	100.00	380.06	14
15	1310409	Narela, A-10 Pocket-5, RPVV	102	102	100.00	378.83	15
16	1208092	Kishan Ganj-RPVV	97	97	100.00	372.03	16
17	1925334	Lajpat Nagar-RPVV	96	96	100.00	368.46	17
18	1720031	Vasant Kunj, B1-RPVV	69	69	100.00	366.61	18
19	1207113	Civil Lines, RPVV	131	130	99.24	365.31	19
20	1514023	Hari Nagar, Block BE-RPVV	104	98	94.23	351.55	20
21	1207108	Raj Niwas Marg, RPVV	135	133	98.52	350.04	21
22	1924038	INA Colony- RPVV	101	97	96.04	327.28	22
Total			2245	2230	99.33	383.67	

RPVV Result - 2020 (Comparison with Last Year i.e. 2019 on the Basis of QI)

S. No.	District	Zone	School ID	School Name	App	Passed	Pass%	QI	Pass%	QI	Variation In Pass%	Variation In QI%
					2019-20				2018-19			
1	North East	4	1104149	Yamuna Vihar, Block B-RPVV	104	104	100.00	402.42	100.00	382.91	0.00	(+)19.51
2	North West A	9	1309124	Shalimar Bagh, Block BT-RPVV	104	104	100.00	392.88	100.00	374.28	0.00	(+)18.60
3	East	1	1001104	Surajmal Vihar-RPVV	103	103	100.00	395.31	99.02	378.18	0.98	(+)17.13
4	Central	28	2128031	Karol Bagh, Link Road, Plot No.1-RPVV	105	105	100.00	392.30	100.00	380.07	0.00	(+)12.23
5	North West B	12	1412291	Rohini, Phase-II, Sec-21- RPVV	99	99	100.00	395.40	100.00	389.50	0.00	(+)5.90
6	West B	17	1617009	Paschim Vihar, A 6-RPVV	102	101	99.02	380.26	98.06	379.66	0.96	(+)0.60
7	North East	6	1106252	Nand Nagri, Block D-RPVV	105	105	100.00	402.89	100.00	402.67	0.00	(+)0.22
8	South East	25	1925334	Lajpat Nagar-RPVV	96	96	100.00	368.46	97.06	370.31	2.94	-1.86
9	South East	25	1924038	INA Colony- RPVV	101	97	96.04	327.28	97.96	330.88	-1.92	-3.60
10	North West B	13	1413076	Rohini, Sector 11-RPVV	104	104	100.00	399.72	98.98	405.85	1.02	-6.13
11	North West A	10	1310409	Narela, A-10 Pocket-5, RPVV	102	102	100.00	378.83	100.00	384.96	0.00	-6.13
12	North	8	1208092	Kishan Ganj-RPVV	97	97	100.00	372.03	100.00	378.37	0.00	-6.34
13	South	24	1720031	Vasant Kunj, B1-RPVV	69	69	100.00	366.61	100.00	373.05	0.00	-6.44
14	North	7	1207113	Civil Lines, RPVV	131	130	99.24	365.31	94.44	374.00	4.79	-8.69
15	South West B	21	1821285	Dwarka, Sec-19- RPVV	105	105	100.00	412.09	100.00	422.25	0.00	-10.16
16	East	3	1003261	Gandhi Nagar-RPVV	96	96	100.00	380.06	100.00	394.07	0.00	-14.01
17	South West B	21	1821137	Dwarka Sector-10, RPVV	104	104	100.00	426.17	100.00	441.21	0.00	-15.04
18	West A	14	1514023	Hari Nagar, Block BE-RPVV	104	98	94.23	351.55	99.08	369.15	-4.85	-17.60
19	East	2	1002399	I.P.Extension, Near Mayo College- RPVV	104	104	100.00	392.24	100.00	421.93	0.00	-29.69
20	North	7	1207108	Raj Niwas Marg, RPVV	135	133	98.52	350.04	98.44	387.44	0.08	-37.39
21	North East	5	1105248	Gautam Puri- RPVV	70	69	98.57	396.36	NA	NA	NA	NA
22	South West B	21	1821286	Dwarka, Sec-5- RPVV	105	105	100.00	401.63	NA	NA	NA	NA
Total					2245	2230	99.33	383.67	99.06	386.65	0.27	-2.98

Result Analysis of
School of Excellence (SoE)

Class - X

Session – 2019-20

School of Excellence (SoE) Class - X

S. No.	District	Zone	Sch_Id	School Name	App	Passed	Pass%	Q.I.
1	South West B	21	1821282	Dwarka School of Excellence, Sector-22	79	79	100.00	418.44
2	North West B	13	1413333	Rohini School of Excellence, Sector-17	80	80	100.00	417.05
3	East	2	1002400	khichripur School of Excellence	80	80	100.00	412.64
4	South East	29	1925430	Kalkaji School of Excellence	80	80	100.00	398.29
5	South East	29	1925432	Madanpur Khadar School of Excellence, J. J. Colony, Phase-II	79	79	100.00	328.62
Total					398	398	100.00	395.12

School Wise Analysis

Class - X

Session – 2019-20

Class – X 2020

No. of Schools with Qualifying Percentage Range Comparison Between 2019 & 2020

YEAR	100%	>=90% & <100%	>=80% & <90%	>=70% & <80%	>=60% & <70%	<60%	TOTAL
2020	147	327	203	170	91	67	1005
2019	60	166	197	204	181	187	995
Diff.	(+)87	(+)161	(+)6	-34	-90	-120	(+)10

CBSE Result - 2020 Class – X

No. of Schools whose Pass% Increased/Decreased

Category	Increased	Decreased
$\leq 10\%$	265	162
$>10 \leq 20$	217	53
$>20 \leq 30$	126	19
$>30 \leq 40$	75	5
$>40 \leq 50$	22	0
$>50 \leq 60$	7	1
$>60 \leq 70$	1	0
>70	1	0
Total	714	240

Note: In 40 Schools, there is no change in result from last year.
11 Schools newly opened.

CBSE Class – X 2020

Comparison of Schools with Change in Pass Percentage with Last Year

Year	Increased	Decreased	No change	First Time	Total
2020	714	240	40	11	1005
2019	506	454	24	11	995

CBSE Class - X 2020

No. of Schools with less than 50 % Result

Year	No. of Schools
2020	24
2019	73
2018	151
2017	7
2016	19
2015	2
2014	0
2013	0
2012	0
2011	0

CBSE Class - X 2020

Schools with less than 50 % Result

S. No.	District	School_ID	School Name	Student Appeared	Passed	Pass%
1	North West B	1412090	Mangolpuri, Block P- SBV	104	51	49.04
2	South East	1925052	Joga Bai-GBSSS	207	101	48.79
3	North West A	1309259	Jahangirpuri, Block K-GBSSS	349	168	48.14
4	East	1002020	Kalyanpuri -GBSSS	79	38	48.10
5	South West A	1720001	Delhi Cantt.-SBV	92	44	47.83
6	South	1923027	Sangam Vihar-GBSSS	437	209	47.83
7	North West B	1413019	Rohini, Avantika, Sector 1, No.2- GBSSS	145	69	47.59
8	North East	1104336	Sonia Vihar-GBSSS	460	218	47.39
9	South East	1925342	HARKESH NAGAR GBSSS	334	158	47.31
10	North East	1104406	Loni Road,East Gokul Pur,Govt. Boys Sr.Sec.School	582	275	47.25
11	South East	1924018	Sarai Kale Khan-GBSS	45	21	46.67
12	North	1207255	JAGATPUR - GBSS	67	29	43.28
13	South East	1924037	Jungpura-SKV (Kamla Nehru)	105	45	42.86
14	South	1923068	Saket, Block G-GBSSS	80	33	41.25
15	Central	2128001	Paharganj-SBV	27	11	40.74
16	South West B	1822037	Hasanpur Village- G(Co-ed)SSS	15	6	40.00
17	North East	1104419	Tukhmirpur, No.2 - GGSSS	313	124	39.62
18	Central	2127003	Darya Ganj, Pataudi House-SBV	67	26	38.81
19	Central	2127006	Jama Masjid, No.2-GBSS	13	5	38.46
20	North East	1106001	Nand Nagri, Block B-SBV (B.P)	207	76	36.71
21	West A	1515017	Raghubir Nagar, J.J. Colony-GBSS	130	46	35.38
22	North East	1104420	Tukhmirpur, No.2- GBSSS	290	99	34.14
23	North West A	1309255	Jahangirpuri, Block D-GBSSS	219	48	21.92
24	North West A	1309272	Haider Pur-GBSS	139	30	21.58

District Wise & Zone Wise

Result Analysis

Class - X

Session – 2019-20

CBSE Result - 2020 Class - X
District Wise Result Analysis (Ranking on Pass%)

S. No.	District	Students Appeared	Passed	Pass%	QI	Rank on Pass%	Rank on QI
1	New Delhi	107	99	92.52	255.93	1	12
2	South West B	10707	9836	91.87	277.65	2	1
3	North West A	15346	13644	88.91	270.31	3	4
4	South West A	4278	3746	87.56	269.09	4	6
5	South	9853	8471	85.97	271.01	5	2
6	West B	15228	13045	85.66	270.81	6	3
7	West A	6701	5619	83.85	267.80	7	7
8	North	6742	5630	83.51	269.92	8	5
9	Central	1677	1383	82.47	265.05	9	10
10	North West B	18115	14843	81.94	266.59	10	9
11	East	17533	14356	81.88	266.78	11	8
12	South East	18109	14565	80.43	259.21	12	11
13	North East	29542	21936	74.25	253.45	13	13
Grand Total		153938	127173	82.61	265.31		

District Wise Comparison 2020 & 2019 Class – X on Pass%

S. No.	District	APP	Pass	Pass%	Pass% in 2018-19	Variation in Pass%
		2019-20				
1	East	17533	14356	81.88	74.37	(+)7.51
2	North East	29542	21936	74.25	62.51	(+)11.74
3	North	6742	5630	83.51	77.14	(+)6.37
4	North West A	15346	13644	88.91	68.32	(+)20.59
5	North West B	18115	14843	81.94	72.12	(+)9.82
6	West A	6701	5619	83.85	77.53	(+)6.33
7	West B	15228	13045	85.66	78.79	(+)6.88
8	South West A	4278	3746	87.56	85.97	(+)1.59
9	South West B	10707	9836	91.87	83.05	(+)8.81
10	South	9853	8471	85.97	71.55	(+)14.42
11	New Delhi	107	99	92.52	90.61	(+)1.92
12	Central	1677	1383	82.47	78.66	(+)3.80
13	South East	18109	14565	80.43	65.55	(+)14.88
Grand Total		153938	127173	82.61	71.58	(+)11.04

CBSE Result - 2020 Class - X
Zone Wise Result Analysis (Pass% Wise)

S. No.	Zone	APP	Passed	Pass%	QI	Rank on Pass%	Rank on Q.I.
1	Zone- 10	7366	7154	97.12	281.85	1	2
2	Zone- 19	1144	1097	95.89	273.78	2	7
3	Zone- 11	3909	3718	95.11	281.33	3	3
4	Zone- 21	6937	6478	93.38	282.52	4	1
5	Zone- 26	107	99	92.52	255.93	5	27
6	Zone- 22	3770	3358	89.07	268.69	6	14
7	Zone- 3	3241	2872	88.61	274.53	7	6
8	Zone- 23	4281	3776	88.20	272.59	8	8
9	Zone- 8	1381	1217	88.12	270.25	9	10
10	Zone- 28	676	595	88.02	276.54	10	5
11	Zone- 18	7546	6486	85.95	270.22	11	11
12	Zone- 17	7682	6559	85.38	271.39	12	9
13	Zone- 14	2227	1901	85.36	276.97	13	4
14	Zone- 20	3134	2649	84.52	267.38	14	15
15	Zone- 24	5572	4695	84.26	269.79	15	13

CBSE Result - 2020 Class - X
Zone Wise Result Analysis (Pass% Wise)

S. No.	Zone	APP	Passed	Pass%	QI	Rank on Pass%	Rank on Q.I.
16	Zone- 15	2100	1768	84.19	266.83	16	17
17	Zone- 7	5361	4413	82.32	269.83	17	12
18	Zone- 16	2374	1950	82.14	260.05	18	21
19	Zone- 1	2953	2420	81.95	265.89	19	18
20	Zone- 9	7980	6490	81.33	259.65	20	22
21	Zone- 25	3386	2748	81.16	265.36	21	19
22	Zone- 13	5634	4570	81.11	267.14	22	16
23	Zone- 29	14723	11817	80.26	257.80	23	24
24	Zone- 2	11339	9064	79.94	264.80	24	20
25	Zone- 27	1001	788	78.72	257.29	25	25
26	Zone- 12	8572	6555	76.47	259.50	26	23
27	Zone- 5	5776	4347	75.26	256.65	27	26
28	Zone- 6	8845	6608	74.71	254.59	28	28
29	Zone- 4	14921	10981	73.59	251.55	29	29
Total		153938	127173	82.61	265.31		

Zone Wise Comparison 2020 & 2019 Class - X

S. No.	Zone	APP	Passed	Pass%	Pass% in 2018-19	Variation in Pass%
		2019-20				
1	Zone- 1	2953	2420	81.95	74.84	(+)7.11
2	Zone- 2	11339	9064	79.94	73.37	(+)6.56
3	Zone- 3	3241	2872	88.61	77.54	(+)11.07
4	Zone- 4	14921	10981	73.59	60.40	(+)13.19
5	Zone- 5	5776	4347	75.26	66.74	(+)8.52
6	Zone- 6	8845	6608	74.71	63.46	(+)11.25
7	Zone- 7	5361	4413	82.32	77.03	(+)5.28
8	Zone- 8	1381	1217	88.12	77.57	(+)10.55
9	Zone- 9	7980	6490	81.33	61.25	(+)20.08
10	Zone- 10	7366	7154	97.12	76.30	(+)20.82
11	Zone- 11	3909	3718	95.11	82.12	(+)12.99
12	Zone- 12	8572	6555	76.47	66.87	(+)9.60
13	Zone- 13	5634	4570	81.11	73.53	(+)7.59
14	Zone- 14	2227	1901	85.36	80.08	(+)5.28
15	Zone- 15	2100	1768	84.19	77.29	(+)6.90

Zone Wise Comparison 2020 & 2019 Class - X

S. No.	Zone	APP	Passed	Pass%	Pass% in 2018-19	Variation in Pass%
		2019-20				
16	Zone- 16	2374	1950	82.14	75.51	(+)6.63
17	Zone- 17	7682	6559	85.38	79.59	(+)5.79
18	Zone- 18	7546	6486	85.95	77.98	(+)7.97
19	Zone- 19	1144	1097	95.89	91.65	(+)4.24
20	Zone- 20	3134	2649	84.52	83.54	(+)0.99
21	Zone- 21	6937	6478	93.38	82.11	(+)11.27
22	Zone- 22	3770	3358	89.07	84.85	(+)4.22
23	Zone- 23	4281	3776	88.20	71.21	(+)17.00
24	Zone- 24	5572	4695	84.26	71.82	(+)12.44
25	Zone- 25	3386	2748	81.16	66.77	(+)14.39
26	Zone- 26	107	99	92.52	90.61	(+)1.92
27	Zone- 27	1001	788	78.72	74.56	(+)4.16
28	Zone- 28	676	595	88.02	83.57	(+)4.45
29	Zone- 29	14723	11817	80.26	65.26	(+)15.00
Total		153938	127173	82.61	71.58	(+)11.04

Students Wise Result Analysis

Class - X

Session – 2019-20

CBSE Result – 2020 Class - X

No. of Students with Qualifying Percentage Range

Year	100%	$\geq 95\%$ & $< 100\%$	$\geq 90\%$ & $< 95\%$	$\geq 75\%$ & $< 90\%$	$\geq 60\%$ & $< 75\%$	$\geq 50\%$ & $< 60\%$	$< 50\%$	Total Students Appeared
2020	0	85	704	9050	28584	43795	71720	153938

CBSE Result - 2020 Class-X

No. of Students Secured Marks in Aggregate (District Wise)

District	>/=95% & <100%	>/=90% & <95%	>/=75% & <90%	>/=60% & < 75%	>/=50% & < 60%	<50%	Total Students Appeared
East	13	80	1143	3232	4887	8178	17533
North East	26	155	1350	4296	7363	16352	29542
North	2	39	495	1358	1830	3018	6742
North West A	6	47	818	3384	4860	6231	15346
North West B	10	86	1102	3467	5090	8360	18115
West A	2	16	381	1320	1985	2997	6701
West B	7	81	1035	3037	4521	6547	15228
South West A	1	13	209	862	1377	1816	4278
South West B	11	94	850	2329	3286	4137	10707
South	2	20	579	2030	3222	4000	9853
New Delhi	0	0	1	15	39	52	107
Central	2	15	96	279	482	803	1677
South East	3	58	991	2975	4853	9229	18109
TOTAL	85	704	9050	28584	43795	71720	153938

CBSE Result - 2020 Class-X
No. of Students Secured Marks in Aggregate (Zone Wise)

Zone	>/=95% & <100%	>/=90% & <95%	>/=75% & <90%	>/=60% & < 75%	>/=50% & < 60%	<50%	Total Students Appeared
1	3	23	199	515	762	1451	2953
2	6	41	704	2043	3157	5388	11339
3	4	16	240	674	968	1339	3241
4	12	85	641	2175	3510	8498	14921
5	3	21	284	853	1608	3007	5776
6	11	49	425	1268	2245	4847	8845
7	2	34	395	1080	1438	2412	5361
8	0	5	100	278	392	606	1381
9	2	25	371	1390	2229	3963	7980
10	4	22	447	1994	2631	2268	7366
11	1	19	275	1000	1336	1278	3909
12	0	24	435	1446	2243	4424	8572
13	9	43	392	1021	1511	2658	5634
14	1	10	190	492	645	889	2227

CBSE Result - 2020 Class-X
No. of Students Secured Marks in Aggregate (Zone Wise)

Zone	>/=95% & <100%	>/=90% & <95%	>/=75% & <90%	>/=60% & < 75%	>/=50% & < 60%	<50%	Total Students Appeared
15	1	4	98	433	636	928	2100
16	0	2	93	395	704	1180	2374
17	4	41	538	1527	2319	3253	7682
18	3	40	497	1510	2202	3294	7546
19	0	4	60	233	418	429	1144
20	1	9	149	629	959	1387	3134
21	10	82	641	1527	2187	2490	6937
22	1	12	209	802	1099	1647	3770
23	0	6	248	906	1458	1663	4281
24	2	14	331	1124	1764	2337	5572
25	2	13	215	618	957	1581	3386
26	0	0	1	15	39	52	107
27	0	1	38	155	305	502	1001
28	2	14	58	124	177	301	676

CBSE Result - 2020 Class-X
No. of Students Secured Marks in Aggregate (Zone Wise)

Zone	>/=95% & <100%	>/=90% & <95%	>/=75% & <90%	>/=60% & < 75%	>/=50% & < 60%	<50%	Total Students Appeared
29	1	45	776	2357	3896	7648	14723
Total	85	704	9050	28584	43795	71720	153938

Students Having Score 100/100 in Subject Class – X Session: 2020

S No.	Student's Name	Subject	Marks Obtained	School_ID	School Name
1	MANISHA	AUTOMOTIVE	100	1001104	RAJKIYA PRATIBHA VIKAS VID. SURAJMAL VIHAR DELHI
2	PURNIMA	ENGLISH LANG & LIT.	100	1310049	GOVT GIRLS SR SEC SCH BANKNER DELHI
3	VISHANT MALIK	ENGLISH LANG & LIT.	100	1106252	RPVV, NAND NAGRI DLI
4	VISHANT MALIK	HINDI COURSE-A	100	1106252	RPVV, NAND NAGRI DLI
5	MUSKAN SINGH	INFORMATION TECHNOLOGY	100	1925054	GOVT GIRLS SR SEC SCHOOL NO 2 BADARPUR N DELHI
6	AKSHITA TRIPATHI	INFORMATION TECHNOLOGY	100	1925029	V S SARVODAYA GIRLS S S S NO 1 KALKAJI N DELHI
7	SUSHIL KUMAR SINGH	INFORMATION TECHNOLOGY	100	1924009	SARVODAYA BAL VIDYALAYA SADIQ NAGAR NEW DELHI
8	RENU JOSHI	INFORMATION TECHNOLOGY	100	1925031	RANI JHANSI S K V TUGHALAKAB NEW DELHI
9	KARAN KUMAR SHAH	INFORMATION TECHNOLOGY	100	1821234	SARVODAYA BAL VIDYALAYA SECT-1 PKT-7 DWARKA ND
10	HARSHIT SHAKYA	INFORMATION TECHNOLOGY	100	1821029	GOVT CO-ED SS SCH SEC-2 DWARKA PAPAN KALAN N DLI
11	NIKHIL	INFORMATION TECHNOLOGY	100	1822003	R T RAM SARVODAYA CO-ED SSS SURERA NEW DELHI
12	DIKSHA GUSAIN	INFORMATION TECHNOLOGY	100	1822028	GOVT GIRLS SR SEC SCHOOL GOELA KHURD NEW DLI
13	AMAN PANDEY	INFORMATION TECHNOLOGY	100	1822003	R T RAM SARVODAYA CO-ED SSS SURERA NEW DELHI
14	TANIYA SINGH	INFORMATION TECHNOLOGY	100	1309034	GOVT GIRLS SR SEC SCHOOL ADARSH NAGAR DELHI
15	NIKITA VERMA	INFORMATION TECHNOLOGY	100	1310042	RAVI SHANKAR SARVODAYA KANYA VIDYALAYA BAWANA DL
16	SAHINOOR SULTANA	INFORMATION TECHNOLOGY	100	1514018	GOVT GIRLS SR SEC SCHOOL ASHOK NAGAR N DELHI
17	PRIYA MISHRA	INFORMATION TECHNOLOGY	100	1514018	GOVT GIRLS SR SEC SCHOOL ASHOK NAGAR N DELHI
18	PRIYANKA SHARMA	INFORMATION TECHNOLOGY	100	1618017	SARVODAYA G SSS-1 C BLOCK JANAKPURI N DLI
19	AKRITI GUPTA	INFORMATION TECHNOLOGY	100	1618064	GOVT GIRLS SR SEC SCH NO 2 A BLK JANAKPURI ND
20	DISHA	INFORMATION TECHNOLOGY	100	1617009	PRATIBHA VIKAS VIDYALAYA A-6 PASCHIM VIHAR ND

Students Having Score 100/100 in Subject Class – X Session: 2020

S No.	Student's Name	Subject	Marks Obtained	School_ID	School Name
21	JAGJEET KAUR	INFORMATION TECHNOLOGY	100	1514017	SARVODAYA KANYA VIDYALAYA DC VIKASPURI
22	ANJALI KUMARI	INFORMATION TECHNOLOGY	100	1720021	GOVT GIRLS SR SEC SCH NO 2 D-BLK JANAKPURI
23	MADHU SHARMA	INTRO. TO FINANCIAL MARK	100	1822028	GOVT GIRLS SR SEC SCHOOL GOELA KHURD
24	TARANNUM	INTRO. TO FINANCIAL MARK	100	1514019	SARVODAYA KANYA VIDYALAYA NO1 B-BLK JANAKPURI
25	MUSKAN	INTRO. TO FINANCIAL MARK	100	1514019	SARVODAYA KANYA VIDYALAYA NO1 B-BLK JANAKPURI
26	SAKSHI CHAUDHARY	INTRO. TO FINANCIAL MARK	100	1618022	SARVODAYA KANYA VIDYALAYA NO2 C BLK JANAKPURI
27	HARSHITA	INTRO. TO FINANCIAL MARK	100	1617028	SARVODAYA KANYA VIDYALAYA PEERA GARHI VIL
28	PANDIT DIVYANSHU SHUKLA	INTRODUCTION TO TOURISM	100	1207032	GOVT SARVODAYA VIDYALAYA LANCERS ROAD DELHI
29	ANANYA	INTRODUCTION TO TOURISM	100	1617013	SARVODAYA KANYA VIDYALAYA SP ROAD NANGLOI
30	NEHA JHA	INTRODUCTION TO TOURISM	100	1617011	GOVT SARVODAYA KANYA VID B-3 PASCHIM VIHAR
31	NIDHI GULATI	MATHEMATICS STANDARD	100	1003026	R S KANYA VID.SHANKAR NAGAR (GANDHI NAGAR)
32	CHARU KOLI	MATHEMATICS STANDARD	100	1003026	R S KANYA VID.SHANKAR NAGAR (GANDHI NAGAR)
33	MOHINI KUMARI	MATHEMATICS STANDARD	100	1003261	RPVV, GANDHI NGR
34	YASH NEGI	MATHEMATICS STANDARD	100	1002399	R P V V I P EXTENSION NEAR MAYO COLLEGE
35	PRIYA BISHT	MATHEMATICS STANDARD	100	1002399	R P V V I P EXTENSION NEAR MAYO COLLEGE
36	KESHAV BANSAL	MATHEMATICS STANDARD	100	1002399	R P V V I P EXTENSION NEAR MAYO COLLEGE
37	SAKSHAM AGGARWAL	MATHEMATICS STANDARD	100	1002400	SCHOOL OF EXCELLENCE KHICHRIPUR
38	DAMINI	MATHEMATICS STANDARD	100	1002199	GOVT GIRLS SEC SCHOOL MAYUR VIHAR PH-III
39	VIVEK KUMAR	MATHEMATICS STANDARD	100	1002014	GOVT BOYS SR SEC SCHOOL NEW KONDLI
40	PRIYANKESH JHA	MATHEMATICS STANDARD	100	1002351	GOVT CO-ED SR SEC SCH PREET VIHAR

Students Having Score 100/100 in Subject Class – X Session: 2020

S No.	Student's Name	Subject	Marks Obtained	School_ID	School Name
41	YOGESH KUMAR	MATHEMATICS STANDARD	100	1001104	RPVV, SURAJMAL VIHAR
42	MOHD SHADAB	MATHEMATICS STANDARD	100	1104151	GOVT BOYS SR SEC SCH VIJAY PARK MAUJPUR
43	GOURAV ARORA	MATHEMATICS STANDARD	100	1104151	GOVT BOYS SR SEC SCH VIJAY PARK MAUJPUR
44	NAVIT KUMAR VATS	MATHEMATICS STANDARD	100	1104151	GOVT BOYS SR SEC SCH VIJAY PARK MAUJPUR
45	AMAN KUMAR LUCKY	MATHEMATICS STANDARD	100	1923081	A TULSI SARVODAYA BOYS SSS CHATTARPUR
46	PRIYA KUMARI	MATHEMATICS STANDARD	100	1923038	RAMANUJAN SARVODAYA KANYA VIDYALAYA MEHRAULI
47	SAHIL SINGH	MATHEMATICS STANDARD	100	1925402	SARVODAYA BAL VIDYALAYA NO-2 MOLARBAND
48	HARSH	MATHEMATICS STANDARD	100	1925334	RPVV, LAJPAT NGR
49	PARVEEN RAWAT	MATHEMATICS STANDARD	100	1821137	RPVV, SEC10 DWARKA
50	DEEPAK GOUTAM	MATHEMATICS STANDARD	100	1821137	RPVV, SEC10 DWARKA
51	BHAWNA	MATHEMATICS STANDARD	100	1821137	RPVV, SEC10 DWARKA
52	SHYAM KAUSHIK	MATHEMATICS STANDARD	100	1821137	RPVV, SEC10 DWARKA
53	DEEPAK	MATHEMATICS STANDARD	100	1821137	RPVV, SEC10 DWARKA
54	LUCKY KUMAR	MATHEMATICS STANDARD	100	1821137	RPVV, SEC10 DWARKA
55	ANANYA SHARMA	MATHEMATICS STANDARD	100	1821137	RPVV, SEC10 DWARKA
56	UTKARSH SINGH	MATHEMATICS STANDARD	100	1821282	SCHOOL OF EXCELLENCE SECTOR 22 DWARKA
57	AMAN BIHARI	MATHEMATICS STANDARD	100	1821285	RPVV, SECTOR-19 DWARKA
58	DEV GUPTA	MATHEMATICS STANDARD	100	1821237	GOVT BOYS SENIOR SECONDARY SCH SEC-3 DWARKA
59	PRATHAM PAL	MATHEMATICS STANDARD	100	1821282	SCHOOL OF EXCELLENCE SECTOR 22 DWARKA
60	IRFAN HUSSAIN	MATHEMATICS STANDARD	100	1822057	GOVT BOYS SR SEC SCHOOL NO 3 NAJAFGARH

Students Having Score 100/100 in Subject Class – X Session: 2020

S No.	Student's Name	Subject	Marks Obtained	School_ID	School Name
61	MUFAIZUL HASSAN	MATHEMATICS STANDARD	100	2128031	RPVV, PLOT 1 LINK RD KAROL BAGH
62	MOHD FAIZ	MATHEMATICS STANDARD	100	1618008	SARVODAYA BAL VIDYALAYA UTTAM NAGAR
63	SAURABH SUMAN	MATHEMATICS STANDARD	100	1207108	RPVV, RAJ NIVAS MARG
64	POONAM	MATHEMATICS STANDARD	100	1104400	GOVT GIRLS SR SECONDARY SCH EAST GOKULPUR
65	ANSH SHARMA	MATHEMATICS STANDARD	100	1106252	RPVV, NAND NAGRI
66	KAUSHAL KUMAR RAI	MATHEMATICS STANDARD	100	1106252	RPVV, NAND NAGRI
67	VISHANT MALIK	MATHEMATICS STANDARD	100	1106252	RPVV, NAND NAGRI
68	PRABHAT MISHRA	MATHEMATICS STANDARD	100	1106252	RPVV, NAND NAGRI
69	KM SANDHYA	MATHEMATICS STANDARD	100	1104018	SAMPURNANDA SV GSSS-1 C-BLK YAMUNA VIHAR
70	SAKSHI	MATHEMATICS STANDARD	100	1309124	RPVV, SHALIMAR BAGH
71	AAKASH KUMAR	MATHEMATICS STANDARD	100	1104149	RPVV, YAMUNA VIHAR
72	TANYA	MATHEMATICS STANDARD	100	1309124	RPVV, SHALIMAR BAGH
73	KARTIK	MATHEMATICS STANDARD	100	1413016	GOVT BOYS SR SEC SCH PRASHANT VIHAR
74	MANISH YADAV	MATHEMATICS STANDARD	100	1413333	SCHOOL OF EXCELLENCE SEC-17 ROHINI
75	JUHI	MATHEMATICS STANDARD	100	1413027	GOVT SARVODAYA CO-ED VIDYALAYA SECT-8 ROHINI
76	PIYUSH KUMAR SINGH	MATHEMATICS STANDARD	100	1413076	RPVV, SEC XI ROHINI
77	ANISH MISHRA	MATHEMATICS STANDARD	100	1413076	RRPVV, SEC XI ROHINI
78	GOVIND YADAV	MATHEMATICS STANDARD	100	1413333	SCHOOL OF EXCELLENCE SEC-17 ROHINI
79	TEJASVI VAID	MATHEMATICS STANDARD	100	1413076	RRPVV, SEC XI ROHINI
80	HARIOM SINGH	MATHEMATICS STANDARD	100	1413333	SCHOOL OF EXCELLENCE SEC-17 ROHINI

Students Having Score 100/100 in Subject Class – X Session: 2020

S No.	Student's Name	Subject	Marks Obtained	School_ID	School Name
81	YASH GARG	MATHEMATICS STANDARD	100	1413333	SCHOOL OF EXCELLENCE SEC-17 ROHINI
82	JAY KUMAR	MATHEMATICS STANDARD	100	1515001	SARVODAYA CO-ED S S S JAI DEV PARK
83	SHIVAM KUMAR	MATHEMATICS STANDARD	100	1617037	GOVT BOYS S S S J J COLONY II NANGLOI
84	PAWAN MEHTO	MATHEMATICS STANDARD	100	1618067	GOVT.CO-ED.SEC.SCH. VIKAS NAGAR
85	DHRUV	MATHEMATICS STANDARD	100	1617009	PRATIBHA VIKAS VIDYALAYA A-6 PASCHIM VIHAR
86	VANSHIKA GABA	SANSKRIT	100	1001104	RAJKIYA PRATIBHA VIKAS VID. SURAJMAL VIHAR
87	MADHAV CHAWLA	SANSKRIT	100	1001104	RAJKIYA PRATIBHA VIKAS VID. SURAJMAL VIHAR
88	BHAWNA	SANSKRIT	100	1821137	RAJKIYA PRATIBHA VIKAS VIDYALAYA SEC10 DWARKA
89	ABHINAV KUMAR JHA	SANSKRIT	100	1821137	RAJKIYA PRATIBHA VIKAS VIDYALAYA SEC10 DWARKA
90	SHIKHA	SANSKRIT	100	1821137	RAJKIYA PRATIBHA VIKAS VIDYALAYA SEC10 DWARKA
91	DEEPAK GOUTAM	SANSKRIT	100	1821137	RAJKIYA PRATIBHA VIKAS VIDYALAYA SEC10 DWARKA
92	JATIN NEWAR	SANSKRIT	100	1821137	RAJKIYA PRATIBHA VIKAS VIDYALAYA SEC10 DWARKA
93	SHIVAM RAI	SANSKRIT	100	1821137	RAJKIYA PRATIBHA VIKAS VIDYALAYA SEC10 DWARKA
94	JAHNAVI	SANSKRIT	100	1310031	SARVODAYA GIRLS SR SEC SCH ALIPUR DELHI
95	ADITI MISHRA	SANSKRIT	100	1310043	R R M R SKV, POOTH KHURD
96	POONAM	SANSKRIT	100	1310043	R R M R SKV, POOTH KHURD
97	VISHANT MALIK	SANSKRIT	100	1106252	RAJKIYA PRATIBHA VIKAS VIDYALAYA NAND NAGRI
98	R TULSI	SANSKRIT	100	1411125	GOVT GIRLS SR SEC SCHOOL NO 1 SHAKURPUR
99	PRIYANKA SHARMA	SANSKRIT	100	1618017	SARVODAYA G SSS-1 C BLOCK JANAKPURI
100	SEEMA	SANSKRIT	100	1618061	GOVT SARVODAYA K VIDYALAYA HASTSAL VILLAGE

Students Having Score 100/100 in Subject Class – X Session: 2020

S No.	Student's Name	Subject	Marks Obtained	School_ID	School Name
121	JAGRITI	SOCIAL SCIENCE	100	1104149	RAJKIYA PRATIBHA VIKAS VID. YAMUNA VIHAR
122	PRAVEEN KUMAR JHA	SOCIAL SCIENCE	100	1413011	GOVT BOYS SS SCH SECT I AVANTIKA ROHINI
123	PRIYANKA SHARMA	SOCIAL SCIENCE	100	1618017	SARVODAYA G SSS-1 C BLOCK JANAKPURI
124	VIVEK KUMAR	SOCIAL SCIENCE	100	1617003	SARVODAYA CO-ED VIDYALAYA A2 PASCHIM VIHAR
125	PRIYA KUMARI	SOCIAL SCIENCE	100	1617036	SKV, AMALVAS JWALAPURI
126	S M AFNAN	URDU COURSE B	100	1003205	GOVT CO-ED SR SEC SCHOOL SHIV PURI
127	AYESHA KHATOON	URDU COURSE B	100	1003153	SKV, RADHEY SHYAM PARK
128	NISHAT AFROZ	URDU COURSE B	100	1003153	SKV, RADHEY SHYAM PARK
129	CHANDNI	URDU COURSE B	100	1106021	SKV, VISHAWAMITRA OLD SEEMAPURI
130	MAHI	URDU COURSE B	100	1925049	GGSSS, JOGA BAI, OKHLA
131	IQRA AKBAR	URDU COURSE B	100	1208030	GGSSS, DEPUTY GANJ
132	NILOFAR	URDU COURSE B	100	1104153	GGSSS, KHAJOORI KHAS

Subject Wise Result Analysis

Class - X

Session – 2019-20

CBSE Result – 2020 Class – X Subject Wise

Name of Subject	2019-20			
	Appeared	Passed	Pass%	Q.I.
English	153797	149446	97.17	53.14
Hindi	153934	153477	99.7	62.21
Mathematics- Basic	111298	94920	85.28	39.28
Mathematics- Standard	42612	41118	96.49	55.48
Science	153916	137000	89.01	41.68
Social Science	153937	153631	99.8	62.86
Sanskrit	137146	136950	99.86	63.19
Urdu	11220	11088	98.82	64.34
Punjabi	3459	3452	99.8	66.71

Subject Wise Analysis (Comparison with Last Year)

S. No.	Name of Subject	2019-20				2018-19				Variation	
		App	Passed	Pass%	Q.I.	App	Passed	Pass%	Q.I.	Pass%	Q.I.
1	English	153797	149446	97.17	53.14	165990	162536	97.92	55.86	-0.75	-2.72
2	Hindi	153934	153477	99.70	62.21	166136	163598	98.47	63.17	(+)1.23	-0.96
3	Mathematics-Basic	111298	94920	85.28	39.28	166129	122404	73.68	39.26	(+)14.71	(+)4.51
4	Mathematics-Standard	42612	41118	96.49	55.48						
5	Science	153916	137000	89.01	41.68	166130	144327	86.88	42.64	(+)2.13	-0.96
6	Social Science	153937	153631	99.8	62.86	166167	160841	96.79	56.7	(+)3.01	(+)6.16
7	Sanskrit	137146	136950	99.86	63.19	146597	146131	99.68	62.92	(+)0.18	(+)0.27
9	Urdu	11220	11088	98.82	64.34	12077	11768	97.44	62.47	(+)1.38	(+)1.87
10	Punjabi	3459	3452	99.8	66.71	3677	3611	98.21	62.95	(+)1.59	(+)3.76

Note: Overall Pass% in Mathematics is 88.39% & Quality Index (QI) is 43.77 in 2020.

District Wise Subject Analysis Class – X (Academic Year - 2020)

S. No.	District Name	English				Hindi				Math Standard				Math Basic				Science				Social Science			
		App	Passed	Pass%	QI	App	Passed	Pass%	QI	App	Passed	Pass%	QI	App	Passed	Pass%	QI	App	Passed	Pass%	QI	App	Passed	Pass%	QI
1	East	17532	17063	97.32	54.12	17533	17508	99.86	62.05	6113	5793	94.77	53.30	11420	9623	84.26	38.32	17532	15579	88.86	42.12	17532	17515	99.90	63.49
2	North East	29523	29433	99.70	55.44	29540	29451	99.70	55.75	8567	8171	95.38	52.50	20975	16581	79.05	36.78	29542	24631	83.38	39.32	29542	29424	99.60	60.77
3	North	6726	6476	96.28	53.68	6741	6706	99.48	62.97	2284	2204	96.50	56.45	4458	3649	81.85	37.93	6742	5982	88.73	42.59	6742	6730	99.82	63.56
4	North West A	15335	14829	96.70	51.72	15346	15255	99.41	62.16	3489	3404	97.56	58.87	11857	10880	91.76	44.69	15346	14123	92.03	42.95	15346	15317	99.81	64.05
5	North West B	18112	17270	95.35	51.71	18115	18084	99.83	64.70	4405	4286	97.30	56.85	13709	11545	84.21	39.13	18114	16449	90.81	41.97	18115	18090	99.86	63.13
6	West A	6698	6504	97.10	52.45	6701	6689	99.82	64.65	1357	1337	98.53	58.13	5341	4629	86.67	38.83	6700	5987	89.36	41.02	6701	6692	99.87	64.35
7	West B	15217	14783	97.15	52.78	15228	15214	99.91	65.07	3870	3812	98.50	58.74	11357	10172	89.57	40.06	15228	13828	90.81	42.42	15228	15213	99.90	64.50
8	South West A	4268	4175	97.82	52.78	4278	4275	99.93	65.74	1184	1156	97.64	54.50	3093	2646	85.55	37.94	4277	3842	89.83	41.68	4278	4276	99.95	63.11
9	South West B	10659	10397	97.54	52.94	10707	10695	99.89	64.96	3399	3340	98.26	60.41	7308	6801	93.06	41.84	10707	10203	95.29	44.98	10707	10696	99.90	65.86
10	South	9851	9669	98.15	55.06	9853	9838	99.85	66.11	2790	2685	96.24	53.32	7058	6120	86.71	39.44	9852	9056	91.92	42.00	9853	9842	99.89	62.78
11	New Delhi	107	103	96.26	50.24	107	107	100.00	69.34	15	14	93.33	43.67	92	76	82.61	39.54	107	89	83.18	33.82	107	107	100.00	52.21
12	Central	1670	1612	96.53	51.09	1677	1673	99.76	63.87	336	315	93.75	55.41	1334	1033	77.44	36.20	1670	1432	85.75	40.60	1677	1675	99.88	62.18
13	South East	18099	17132	94.66	50.82	18108	17982	99.30	62.12	4803	4601	95.79	54.10	13296	11165	83.97	38.47	18099	15799	87.29	41.00	18109	18054	99.70	60.53
Total		153797	149446	97.17	53.14	153934	153477	99.70	62.21	42612	41118	96.49	55.48	111298	94920	85.28	39.28	153916	137000	89.01	41.68	153937	153631	99.80	62.86

Result Analysis of
Urdu Medium Schools
Class - X
Session – 2019-20

Urdu Medium Schools Result – Class X Session: 2019-20

Sr. No.	School ID	School Name	2019-20			
			App	Passed	Pass%	Q.I.
1	1105008	Jafrabad- SBV	376	268	71.28	236.05
2	1105018	Jafrabad, Zeenat Mahal-SKV	621	512	82.45	268.14
3	1208011	Chandni Chowk-G(Co-ed)SS	12	12	100.00	231.58
4	1208027	Quresh Nagar, GGSSS	23	23	100.00	337.61
5	1208090	Inder Lok-SKV	106	95	89.62	253.85
6	1925002	Noor Nagar- SBV	245	168	68.57	244.59
7	1925035	Noor Nagar-SKV	242	203	83.88	275.27
8	1925049	Joga Bai-GGSSS	240	180	75.00	255.70
9	1925052	Joga Bai-GBSSS	207	101	48.79	226.26
10	2127002	Jama Masjid, No.1-SBV	66	66	100.00	261.61
11	2127003	Darya Ganj, Pataudi House-SBV	67	26	38.81	204.30
12	2127017	Jama Masjid, No.2-SKV	55	47	85.45	275.73
13	2127021	Bulbuli Khana-SKV	79	72	91.14	256.66
14	2127025	Chashma Building(Urdu Medium)-GGSSS	41	38	92.68	274.44
15	2127027	Kalan Mahal-GGSSS	34	34	100.00	272.68
16	2127031	Lambi Gali- GGSS	42	32	76.19	259.02
17	2127179	Zeenat Mahal, No.2-SKV	29	29	100.00	332.41
18	2127180	Lal Kuan, No.1-GGSS	17	12	70.59	248.18

Urdu Medium Schools Comparison With Last Year – Class X

Sr. No.	School ID	School Name	2019-20				2018-19				Diff. Pass%
			App	Pass	Pass%	QI	App	Pass	Pass%	QI	
1	1105008	Jafrabad- SBV	376	268	71.28	236.05	471	283	60.08	222.68	(+)11.20
2	1105018	Jafrabad, Zeenat Mahal-SKV	621	512	82.45	268.14	632	424	67.09	253.11	(+)15.36
3	1208011	Chandni Chowk-G(Co-ed)SS	12	12	100.00	231.58	21	19	90.48	245.62	(+)9.52
4	1208027	Quresh Nagar, GGSSS	23	23	100.00	337.61	16	16	100	328.88	0.00
5	1208090	Inder Lok-SKV	106	95	89.62	253.85	99	63	63.64	240.68	(+)25.98
6	1925002	Noor Nagar- SBV	245	168	68.57	244.59	257	173	67.32	253.4	(+)1.25
7	1925035	Noor Nagar-SKV	242	203	83.88	275.27	269	240	89.22	284.22	-5.34
8	1925049	Joga Bai-GGSSS	240	180	75.00	255.70	340	220	64.71	243.36	(+)10.29
9	1925052	Joga Bai-GBSSS	207	101	48.79	226.26	154	68	44.16	219.49	(+)4.63
10	2127002	Jama Masjid, No.1-SBV	66	66	100.00	261.61	70	61	87.14	260.36	(+)12.86
11	2127003	Darya Ganj, Pataudi House-SBV	67	26	38.81	204.30	53	19	35.85	210.79	(+)2.96
12	2127017	Jama Masjid, No.2-SKV	55	47	85.45	275.73	73	73	100	320.77	-14.55
13	2127021	Bulbuli Khana-SKV	79	72	91.14	256.66	105	66	62.86	249.22	(+)28.28
14	2127025	Chashma Building(Urdu Medium)-GGSSS	41	38	92.68	274.44	45	43	95.56	298.47	-2.88
15	2127027	Kalan Mahal-GGSSS	34	34	100.00	272.68	29	28	96.55	300.62	(+)3.45
16	2127031	Lambi Gali- GGSS	42	32	76.19	259.02	56	25	44.64	264.45	(+)31.55
17	2127179	Zeenat Mahal, No.2-SKV	29	29	100.00	332.41	28	28	100	321.04	0.00
18	2127180	Lal Kuan, No.1-GGSS	17	12	70.59	248.18	15	10	66.67	253.13	(+)3.92

THANKS